

Scaled data based on original data using  
LM-79-08 Approved Method: Electrical and Photometric Measurements of Solid-  
State Lighting Products

Test Report Prepared for  
Cooper Lighting Solutions  
(formerly Eaton)

Brand: McGRAW-EDISON

Report Number: P385630

Luminaire Tested: **GWC-SA1B-722-U-SL3-HSS**

Issue Date: 3/3/2020

**Test Information**

Test Method: LM-79-08  
Report Number: P385630  
TEST IS SCALED FROM IESNA LM-79-08 TEST DATA (G2-1903-205-23)  
Test Lab: INNOVATION CENTER  
Issue Date: 3/3/2020  
Manufacturer: COOPER LIGHTING SOLUTIONS (FORMERLY EATON)  
Product Line: MCGRAW-EDISON  
Catalog Number: GWC-SA1B-722-U-SL3-HSS  
Description: GALLEON WALL LUMINAIRE  
(1) 70 CRI, 2200K, 800mA LIGHTSQUARE WITH 16 LEDS AND TYPE III SPILL  
LIGHT ELIMINATOR OPTICS WITH HOUSE SIDE SHIELD  
Light Source: -  
Ballast/Driver: ELECTRONIC DRIVER

**Summary**

Lumens per Lamp: N/A  
Luminaire Lumens: 3833 lumens  
Efficiency: N/A  
Efficacy: 87.1 lumens/watt  
Luminous Opening: Rectangular (W 0.5' x L: 0.5' x H: 0')  
IES Classification: Type III - Medium  
BUG Rating: B1 - U0 - G1

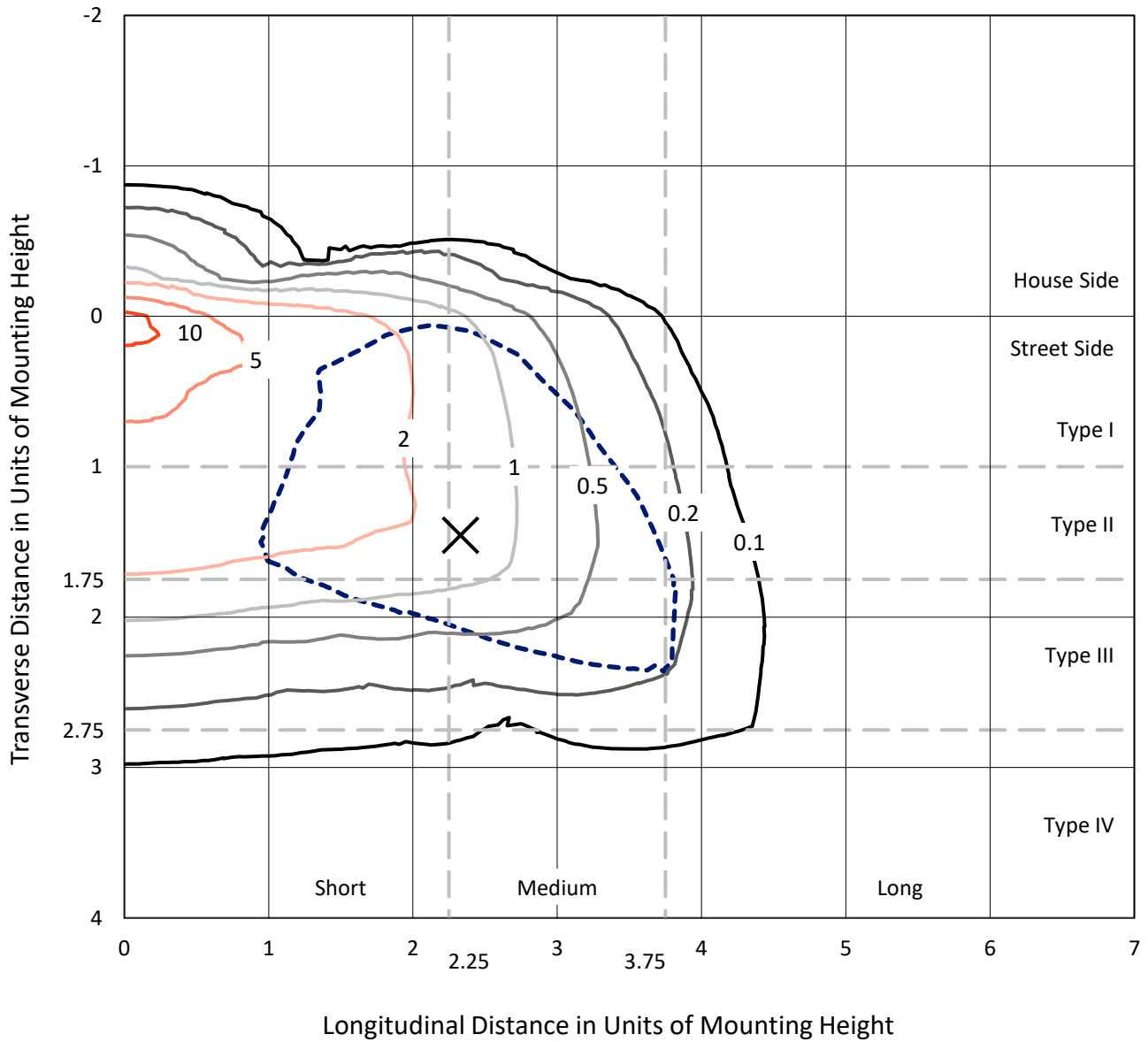
Input Watts (W): 44  
Input Voltage (V): NR  
Input Current (Ain): NR  
Voltage Rise (V): NR  
Power Factor: NR  
Total Harmonic Distortion (THDi): NR  
Frequency (hertz): 60  
Stabilization Time: NR  
Operation Time: NR  
Ambient Temperature (°C): NR  
Test Distance: 24 FT



REPORT NUMBER: P385630  
 CATALOG NUMBER: GWC-SA1B-722-U-SL3-HSS

### Iso-Footcandle Lines of Horizontal Illumination

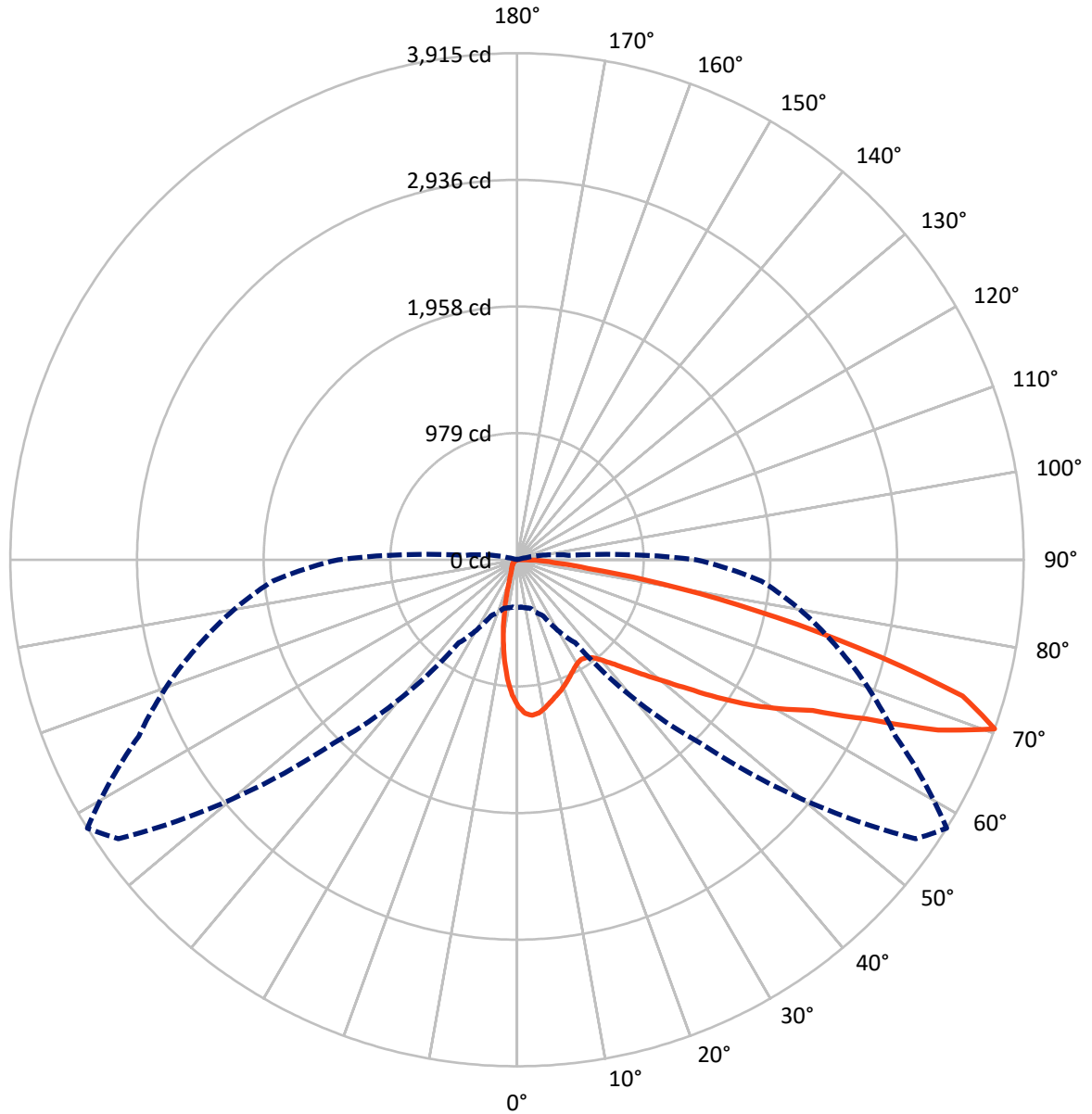
× Max cd  
 - - - 1/2 Max cd



Based on 10 foot mounting height. Maximum calculated value = 11.5 fc  
 Type III - Medium - N/A

REPORT NUMBER: P385630  
CATALOG NUMBER: GWC-SA1B-722-U-SL3-HSS

### Luminous Intensity Polar Plot



— Vertical Plane Through 58-Deg Lateral    - - - Horizontal Cone Through 70-Deg Vertical

REPORT NUMBER: P385630

CATALOG NUMBER: GWC-SA1B-722-U-SL3-HSS

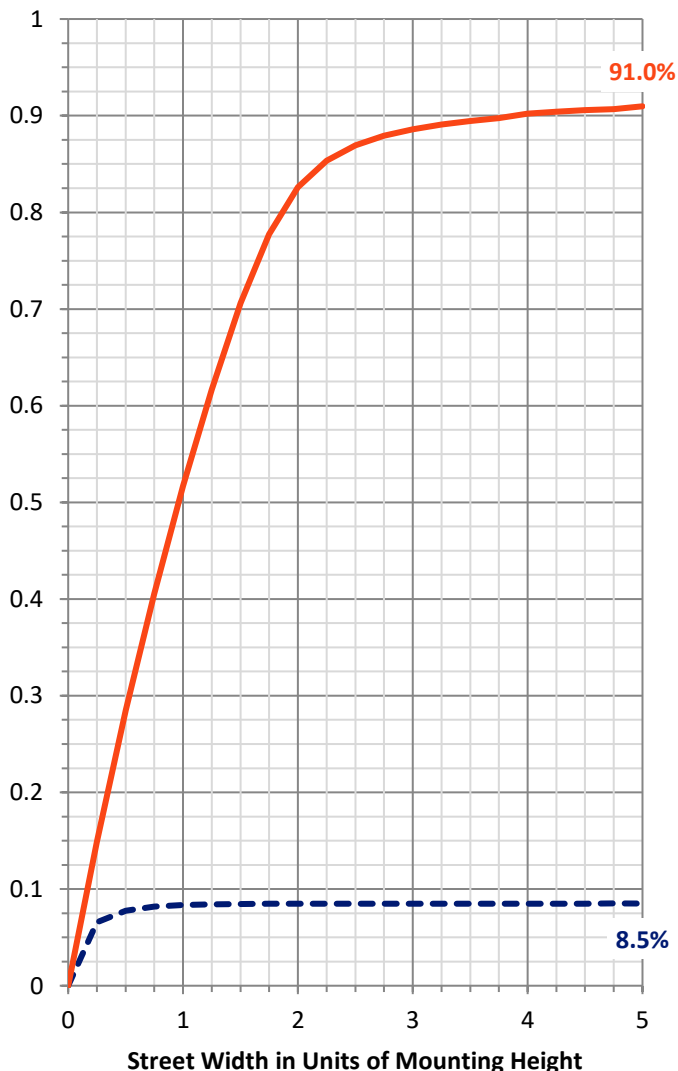
**FLUX DISTRIBUTION:**

		Downward	Upward	Total
<b>House Side</b>	Lumens	328.0	0.0	328.0
	% Fixture	8.6	0.0	8.6
<b>Street Side</b>	Lumens	3505.0	0.0	3505.0
	% Fixture	91.4	0.0	91.4
<b>Total</b>	Lumens	3833.0	0.0	3833.0
	% Fixture	100.0	0.0	100.0

**ZONAL LUMENS:**

Zone	Lumens	% Fixture
0°-10°	92.6	2.4
10°-20°	194.3	5.1
20°-30°	255.5	6.7
30°-40°	338.3	8.8
40°-50°	505.7	13.2
50°-60°	810.1	21.1
60°-70°	1021.2	26.6
70°-80°	550.8	14.4
80°-90°	64.5	1.7
90°-100°	0.0	0.0
100°-110°	0.0	0.0
110°-120°	0.0	0.0
120°-130°	0.0	0.0
130°-140°	0.0	0.0
140°-150°	0.0	0.0
150°-160°	0.0	0.0
160°-170°	0.0	0.0
170°-180°	0.0	0.0
0°-90°	3833.0	100.0
0°-180°	3833.0	100.0

**Coefficient of Utilization**



REPORT NUMBER: P385630

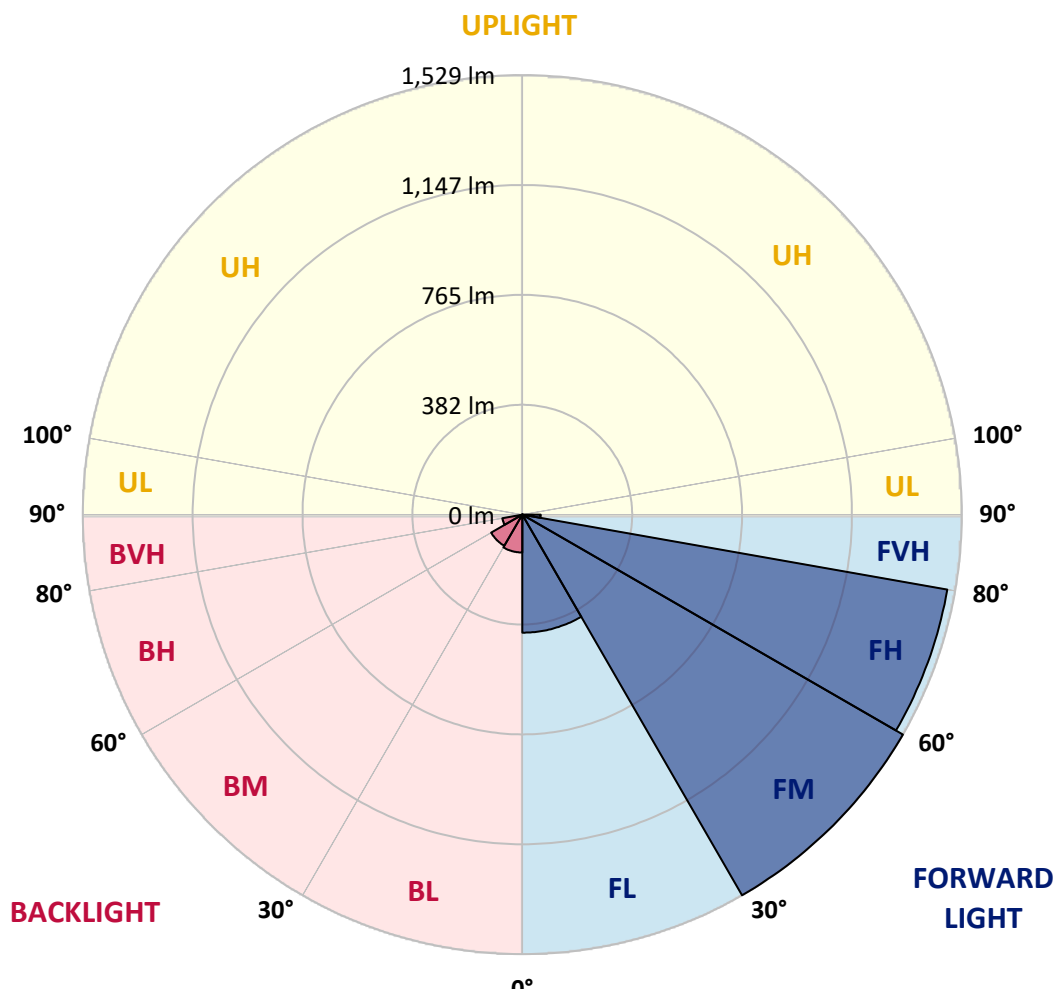
CATALOG NUMBER: GWC-SA1B-722-U-SL3-HSS

**LUMINAIRE CLASSIFICATION SYSTEM LUMEN TABLE AND BUG RATING:**

Zone	Lumens	% Fixture	Zone Rating/Lumen Limit		
			B	U	G
FL (0°-30°)	410.6	10.7			
FM (30°-60°)	1529.0	39.9			
FH (60°-80°)	1501.4	39.2			G1/1800
FVH (80°-90°)	63.9	1.7			G1/100
BL (0°-30°)	131.8	3.4	B1/500		
BM (30°-60°)	125.1	3.3	B0/220		
BH (60°-80°)	70.5	1.8	B0/110		G0/110
BVH (80°-90°)	0.6	0.0			G0/10
UL (90°-100°)	0.0	0.0		U0/0	
UH (100°-180°)	0.0	0.0		U0/0	

**BUG Rating: B1-U0-G1**

Type III Medium





REPORT NUMBER: P385630

CATALOG NUMBER: GWC-SA1B-722-U-SL3-HSS

**CANDELA DISTRIBUTION (FULL):**

	0°	5°	15°	25°	35°	45°	55°	58°	65°	75°	85°
0°	1132.3	1132.3	1132.3	1132.3	1132.3	1132.3	1132.3	1132.3	1132.3	1132.3	1132.3
2.5°	1226.1	1223.1	1222.0	1220.1	1212.7	1205.6	1191.4	1187.4	1178.5	1157.3	1134.8
5°	1227.1	1226.9	1230.3	1229.5	1226.9	1223.6	1213.4	1208.1	1193.0	1162.7	1121.6
7.5°	1168.0	1171.0	1178.5	1184.5	1191.5	1200.6	1201.9	1196.8	1184.4	1151.7	1097.2
10°	1088.6	1093.4	1103.9	1115.8	1134.2	1152.3	1168.6	1168.0	1163.6	1131.5	1067.9
12.5°	1009.0	1014.6	1026.7	1044.4	1070.4	1100.1	1129.1	1133.0	1140.2	1113.3	1040.8
15°	939.4	944.2	956.1	977.8	1010.0	1049.8	1092.4	1099.7	1118.2	1099.1	1018.1
17.5°	880.3	883.3	892.1	916.1	953.4	1001.7	1057.0	1071.4	1098.9	1087.9	998.5
20°	839.0	839.5	845.2	862.1	899.4	953.4	1020.4	1040.9	1078.5	1078.4	978.3
22.5°	818.6	817.0	818.1	827.8	855.2	907.4	983.7	1008.1	1060.2	1070.3	957.7
25°	814.8	813.5	810.3	811.6	828.1	867.0	946.7	974.9	1044.1	1065.3	939.9
27.5°	826.7	828.0	822.6	816.8	818.1	840.9	913.9	946.6	1031.0	1065.3	927.3
30°	850.8	851.4	847.4	839.9	829.9	833.6	891.1	923.8	1024.5	1072.6	919.3
32.5°	877.4	880.9	880.4	874.4	860.0	845.2	885.7	915.5	1024.0	1088.9	918.5
35°	910.4	914.4	921.1	919.8	904.8	880.4	904.2	927.6	1033.4	1115.7	927.1
37.5°	945.5	951.5	965.9	972.7	963.0	935.4	945.6	962.3	1058.6	1159.0	949.0
40°	979.4	986.3	1012.4	1039.3	1032.0	1003.6	1008.4	1021.8	1103.4	1221.3	990.4
42.5°	1012.7	1022.9	1061.3	1105.6	1114.4	1091.8	1094.3	1105.0	1169.9	1307.1	1058.1
45°	1052.6	1064.0	1120.9	1175.6	1199.0	1189.1	1200.0	1207.0	1256.7	1420.4	1149.5
47.5°	1111.1	1124.3	1194.1	1256.4	1297.5	1303.9	1325.7	1330.4	1366.5	1552.4	1268.5
50°	1225.2	1228.8	1292.0	1348.5	1407.8	1446.1	1470.9	1474.4	1499.5	1696.6	1417.2
52.5°	1368.8	1371.2	1406.9	1444.8	1512.2	1590.3	1648.5	1653.4	1658.7	1837.2	1564.0
55°	1511.4	1511.1	1534.7	1557.0	1634.1	1747.6	1873.9	1876.9	1839.1	1970.6	1676.2
57.5°	1600.5	1609.1	1645.0	1673.7	1781.4	1926.9	2102.1	2113.2	2028.6	2069.4	1787.2
60°	1572.1	1576.3	1655.8	1762.0	1964.9	2181.8	2333.0	2335.9	2171.1	2168.1	1927.4
62.5°	1339.4	1341.7	1466.6	1685.5	2057.8	2512.3	2611.6	2564.9	2334.9	2305.0	2095.2
65°	918.0	932.5	1036.9	1307.4	1887.1	2719.7	3042.9	2965.6	2584.7	2502.3	2247.0
67.5°	540.6	537.6	589.2	788.5	1386.0	2582.0	3588.5	3511.7	2925.3	2634.4	2202.5
70°	369.3	367.2	387.0	477.3	782.4	2003.0	3760.1	3915.2	3226.1	2545.5	1895.5
72.5°	263.6	264.7	293.9	370.9	491.2	1167.0	3233.5	3600.6	3131.9	2219.1	1440.8
75°	179.0	182.0	223.8	304.3	430.7	593.7	2294.6	2737.1	2550.3	1612.8	828.1
77.5°	96.3	99.6	148.9	245.1	389.4	412.5	1476.0	1883.7	1601.9	725.0	240.0
80°	40.2	42.1	69.6	178.2	336.5	362.3	868.5	1142.3	682.6	143.0	53.6
82.5°	17.4	18.3	29.0	106.3	251.5	305.9	459.8	549.5	206.9	31.4	26.9
85°	3.3	3.5	12.0	56.3	160.5	172.6	298.0	292.1	92.9	13.5	19.6
87.5°	0.0	0.0	2.9	17.7	47.2	94.0	181.9	179.6	31.6	6.5	7.3
90°	0.0	0.0	0.0	0.0	0.0	0.0	0.0	0.0	0.0	0.0	0.0



REPORT NUMBER: P385630

CATALOG NUMBER: GWC-SA1B-722-U-SL3-HSS

**CANDELA DISTRIBUTION (continued):**

	90°	95°	105°	115°	125°	135°	145°	155°	165°	175°	180°
0°	1132.3	1132.3	1132.3	1132.3	1132.3	1132.3	1132.3	1132.3	1132.3	1132.3	1132.3
2.5°	1123.3	1112.3	1089.2	1060.7	1038.9	1014.8	995.7	971.4	960.9	961.4	955.7
5°	1098.1	1075.5	1024.3	959.8	910.1	858.8	814.6	770.6	744.6	736.2	728.2
7.5°	1062.1	1026.3	944.7	845.2	761.0	678.8	607.2	544.3	504.4	485.0	477.8
10°	1021.5	971.1	853.0	722.0	601.8	490.6	397.8	317.2	285.0	263.1	257.6
12.5°	985.8	917.6	763.4	595.6	453.0	318.8	230.3	180.1	158.3	149.7	148.2
15°	952.1	867.5	677.2	481.2	313.7	196.2	146.5	129.4	124.3	122.9	122.9
17.5°	920.4	819.9	592.9	368.5	207.5	137.5	121.3	117.5	115.9	115.7	115.9
20°	887.3	772.2	510.0	270.0	144.9	116.5	112.0	110.0	109.5	109.5	109.5
22.5°	855.6	724.6	429.4	192.9	116.2	106.3	104.1	102.6	102.2	102.0	101.7
25°	825.1	679.3	350.6	136.3	102.0	97.4	95.5	93.6	92.1	91.3	90.8
27.5°	800.1	639.0	277.3	109.3	92.1	88.1	85.7	82.9	79.4	77.8	77.1
30°	780.2	602.1	213.7	92.3	82.9	78.9	75.2	70.3	65.2	62.5	62.3
32.5°	764.6	566.0	162.3	81.6	74.6	69.6	64.4	58.2	52.3	49.2	49.1
35°	756.9	534.1	124.0	73.8	67.3	61.0	54.5	47.7	41.9	39.0	38.7
37.5°	762.0	507.2	96.7	67.3	61.0	53.9	46.2	39.0	33.9	31.4	31.2
40°	780.7	489.9	78.6	61.7	55.8	47.0	38.7	32.0	27.7	25.7	25.5
42.5°	820.3	483.6	67.1	57.1	50.7	40.6	32.2	26.5	22.5	21.0	20.7
45°	886.6	493.0	59.3	52.6	45.4	34.6	26.6	21.7	18.2	17.1	16.9
47.5°	974.9	517.7	53.7	48.3	40.6	29.2	22.2	17.5	14.8	13.7	13.5
50°	1088.7	556.9	49.1	44.0	36.2	24.7	18.3	13.9	11.5	10.7	10.7
52.5°	1212.6	603.6	44.9	40.0	31.7	20.6	14.8	10.7	9.1	8.1	8.1
55°	1314.9	644.4	40.5	37.0	26.3	17.1	11.3	8.1	6.7	6.2	6.2
57.5°	1417.1	687.9	35.4	31.7	21.0	13.9	8.6	6.1	4.9	4.6	4.6
60°	1549.5	741.1	30.4	25.8	16.6	10.5	6.4	4.3	3.7	3.5	3.5
62.5°	1695.2	772.4	26.0	20.7	12.9	7.8	4.6	2.9	2.7	2.7	2.6
65°	1784.3	728.2	21.8	16.6	10.0	5.9	3.0	2.1	2.4	2.2	1.9
67.5°	1670.6	570.1	17.9	12.9	7.8	4.5	1.9	1.4	2.6	2.1	1.6
70°	1383.3	399.1	13.9	9.1	6.2	3.8	1.3	1.0	2.7	2.1	1.3
72.5°	1035.2	267.1	11.0	6.1	4.6	3.3	1.1	0.5	2.4	1.8	1.1
75°	565.6	107.6	8.8	3.8	2.9	2.4	0.8	0.3	1.6	1.3	0.8
77.5°	148.9	28.4	6.4	2.6	1.6	1.0	0.5	0.2	0.8	0.6	0.3
80°	37.9	11.0	4.1	1.8	1.1	0.5	0.0	0.0	0.2	0.0	0.0
82.5°	20.2	4.6	2.6	1.3	0.6	0.0	0.0	0.0	0.0	0.0	0.0
85°	15.3	3.0	1.4	0.8	0.2	0.0	0.0	0.0	0.0	0.0	0.0
87.5°	5.9	1.0	0.5	0.0	0.0	0.0	0.0	0.0	0.0	0.0	0.0
90°	0.0	0.0	0.0	0.0	0.0	0.0	0.0	0.0	0.0	0.0	0.0



Signify Classified - Internal  
Cooper Lighting Solutions Photometric Lab  
1121 Highway 74 South  
Peachtree City, GA 30269

Scaled Data Report



Report Generated By 670245982

Signify Classified - Internal  
Cooper Lighting Solutions Photometric Lab  
1121 Highway 74 South  
Peachtree City, GA 30269

Scaled Data Report



Signify Classified - Internal  
Cooper Lighting Solutions Photometric Lab  
1121 Highway 74 South  
Peachtree City, GA 30269

Scaled Data Report



Signify Classified - Internal  
Cooper Lighting Solutions Photometric Lab  
1121 Highway 74 South  
Peachtree City, GA 30269

Scaled Data Report





--- HS — SS

Signify Classified - Internal  
Cooper Lighting Solutions Photometric Lab  
1121 Highway 74 South  
Peachtree City, GA 30269

Scaled Data Report



u

Signify Classified - Internal  
Cooper Lighting Solutions Photometric Lab  
1121 Highway 74 South  
Peachtree City, GA 30269

Scaled Data Report



Signify Classified - Internal  
Cooper Lighting Solutions Photometric Lab  
1121 Highway 74 South  
Peachtree City, GA 30269

Scaled Data Report



(END OF REPORT)